

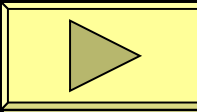
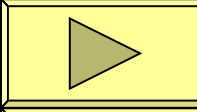
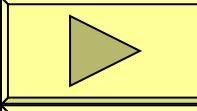







Dr. A S Cheema



Beautiful Teeth Now™



Table of Contents

Introduction to Implants	
Facial Structure	
Bone Loss	
Treatment Options	
Single Tooth Replacement	
Several Missing Teeth	
All Missing Teeth	
Implant Care	
Improve Existing Teeth	
Testimonials	



"Dental implants made me smile again."

Beautiful Teeth Now™

- Dental Implants—The Modern Solution
- More than four decades of clinical experience
- Over 2.5 million satisfied patients



Why Dental Implants?

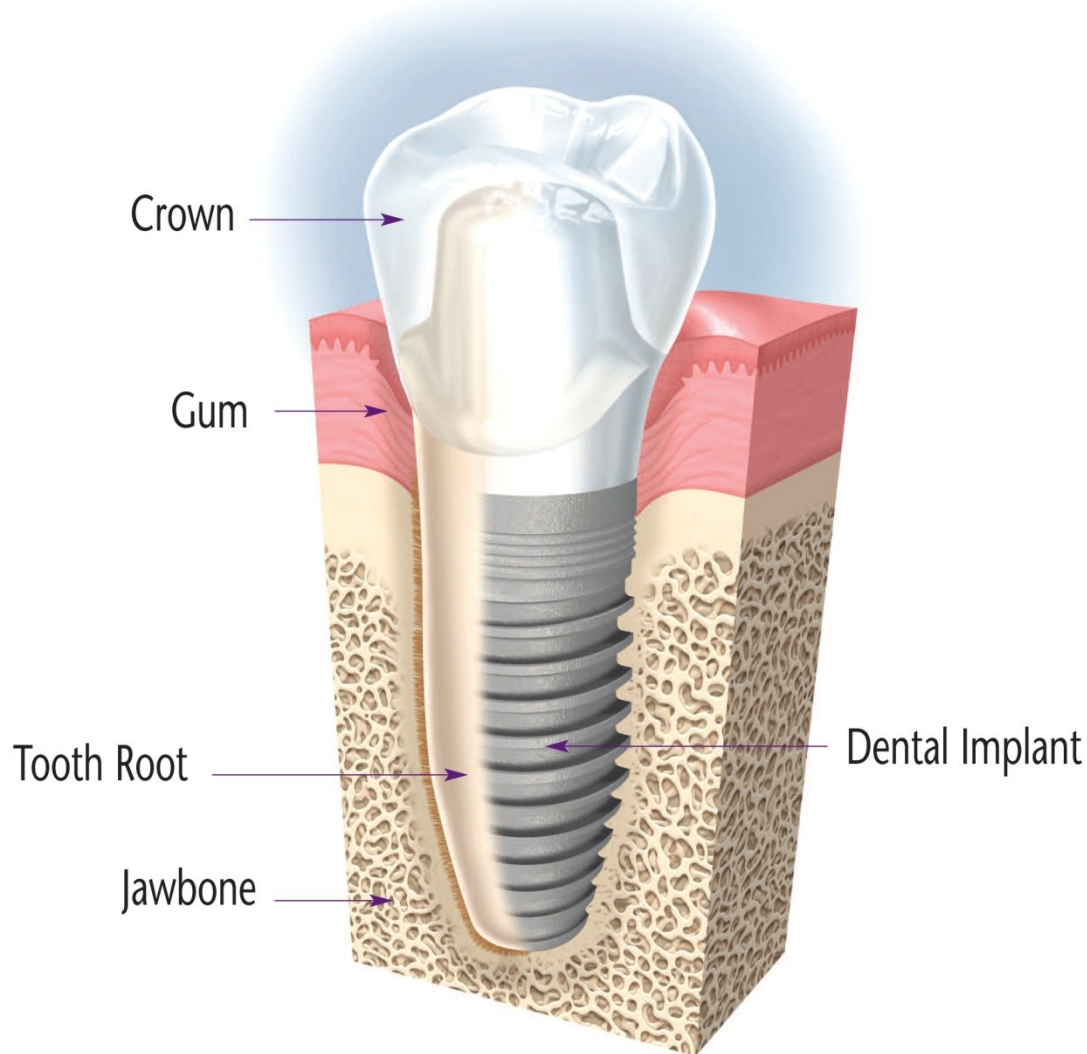
- Preserves facial structure
- Help keep you looking younger
- Allow you to eat what you want, not what you have to
- Life-long solution
- Improved quality of life
- Saves healthy teeth



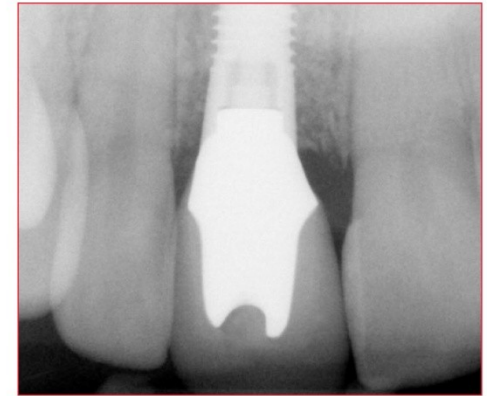
Facial Structure



Implant-supported replacement teeth look, feel and function like natural teeth.



Bone forms a bond with dental implants



Single tooth implant with crown

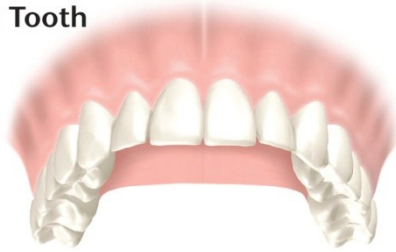


Final result of single tooth case

Tooth Replacement: Tooth Loss leads to Bone Loss

Bone loss is the end result of tooth loss unless the tooth root is replaced by a dental implant. Preserve bone with dental implants – the tooth replacement as close to natural teeth as possible.

Single Missing Tooth



Anterior teeth in place

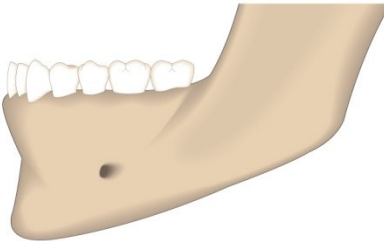


Missing tooth root leads to bone loss

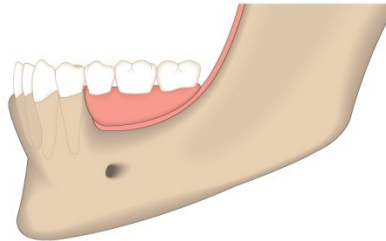


Bone melts away where tooth is missing, leaving a visible defect

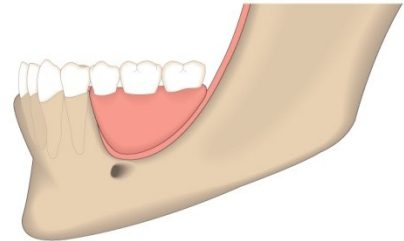
Several Missing Teeth



Posterior teeth in place

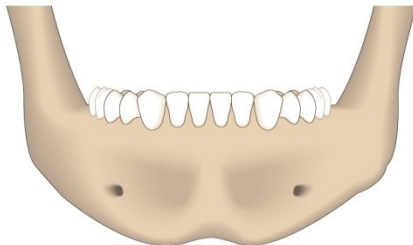


Bone begins to deteriorate where posterior teeth are missing

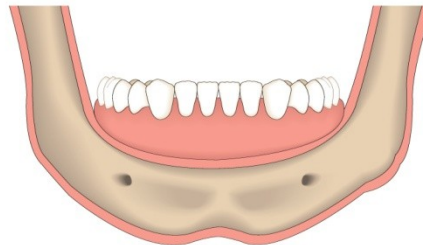


Bone loss over time can be significant

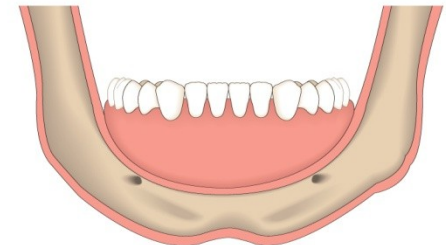
All Missing Teeth



Teeth in place in lower jaw



Complete tooth loss causes the jaw to shrink



Significant bone deterioration leads to facial structure collapse

Treatment Options

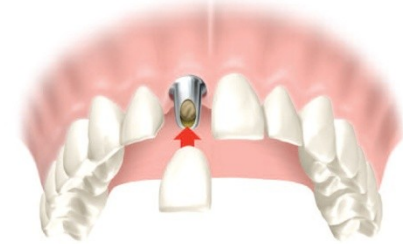
Single Missing Tooth



Removable partial denture

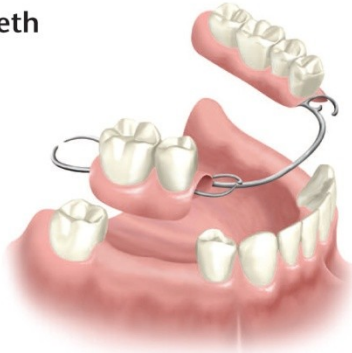


Tooth-supported fixed bridge

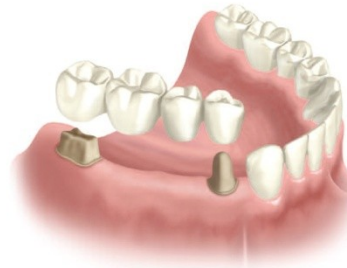


Implant-supported crown

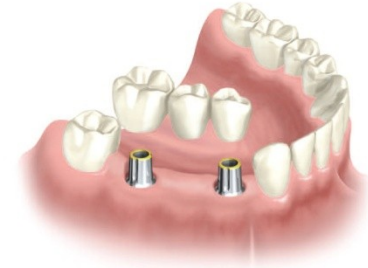
Several Missing Teeth



Removable partial denture



Tooth-supported fixed bridge



Implant-supported fixed bridge

All Missing Teeth



Removable full denture



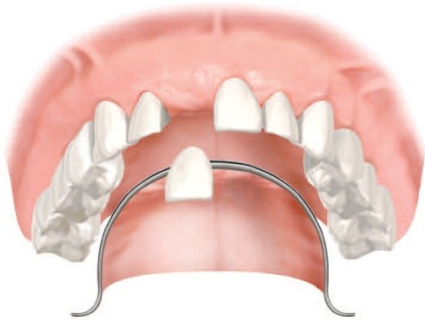
Overdenture to be seated on
ball attachments



Fixed bridge on implants

Options For

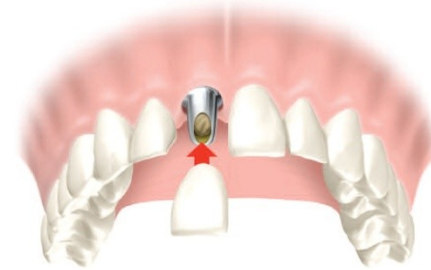
Single Tooth Replacement



Removable partial denture



Tooth-supported fixed bridge



Implant-supported crown

Single Tooth Replacement

Tooth-Supported Fixed Bridge—The Treatment Steps



Prepare the adjacent teeth



Bridge tried-in for fit



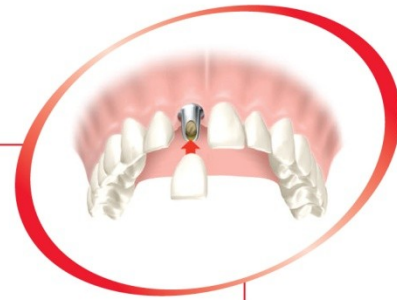
The Beautiful Results

Clinical case courtesy of Dr. Christopher Marchack

**Nobel
Biocare®**
making you smile™

Single Tooth Replacement

Implant-Supported Crown–The Treatment Steps



Before the procedure



1. Preparing the site
& placing the implant



2. Abutment in place



3. The Beautiful Results



**Nobel
Biocare®**
making you smile™

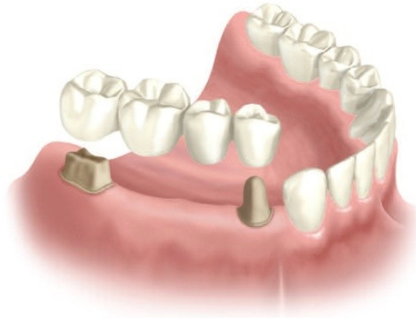
Clinical case courtesy of Dr. Peter Wöhrle

Options For

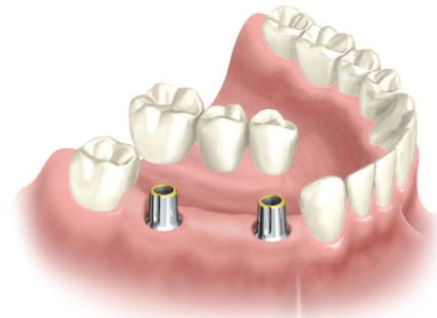
Several Missing Teeth



Removable partial denture



Tooth-supported fixed bridge



Implant-supported fixed bridge

Several Missing Teeth

Tooth-Supported Fixed Bridge–The Treatment Steps



Before the procedure
Worn & discolored bridges



Prepared adjacent teeth



Try-in on left quadrant



The Beautiful Results



Several Missing Teeth

Implant-Supported Fixed Bridge–The Treatment Steps



Before the procedure



Implants placed



Removable bridge vs Implant-supported fixed bridge



The Beautiful Results



Options For

All Missing Teeth



Overdenture



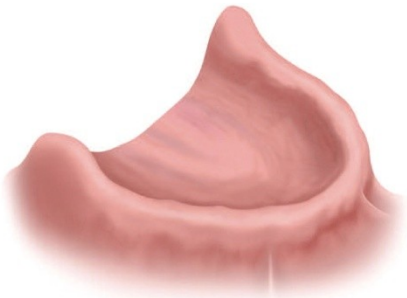
All-on-Four™ fixed bridge
Implant-supported



Implant-supported fixed bridge
(Procera® Implant Bridge)
(Teeth-in-an-Hour™)

All Missing Teeth

Overdenture—The Treatment Steps



Before the procedure

1.



Placing the implants & attachments

2.



Delivering the overdenture

3.



The Beautiful Results



All Missing Teeth

All-on-Four™ Fixed Bridge–The Treatment Steps



Before the procedure



Placing the implants



Attaching the bridge



The Beautiful Results



All Missing Teeth

Implant-Supported Fixed Bridge–The Treatment Steps (Procera® Implant Bridge)

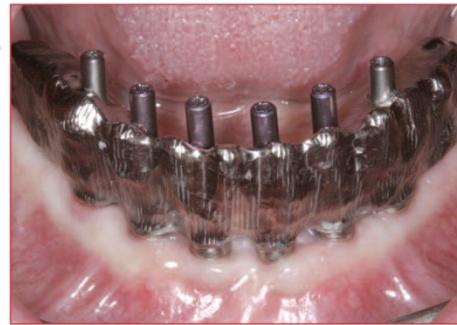


1.



Placed implants

2.



Bridge tried-in for fit

3.



The Beautiful Results




All Missing Teeth

Teeth-in-an-Hour™ – The Treatment Steps



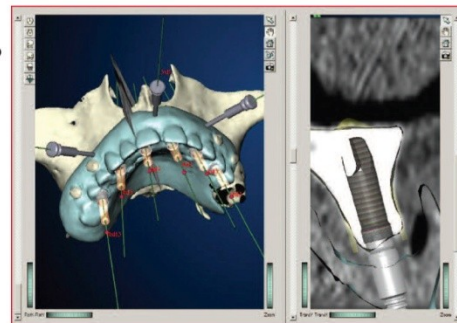
Before the procedure

1.



Patient receives a CT-scan

2.



Computer-based patient planning

3.



Surgical template in place

4.



The bridge

5.



The Beautiful Results
- in just one hour!

**Nobel
Biocare®**
making you smile™



Care of Your Implants

Your new teeth must be cared for and checked regularly, just like your natural teeth. Brush and floss as recommended by your dentist or dental hygienist. See your dentist every six months or more frequently, if so advised.



CHEEMA DENTAL IMPLANT &

MULTI SPECIALITY DENTALCENTRE

213 ,MODEL TOWN ,JALANDHAR
PUNJAB,INDIA.

PH:9815603002

:9814603002